

Kentucky High School Athletic Association

To: Superintendent, Principal, and Athletic Director

From: Louis Stout, Commissioner
Brigid L. DeVries, Executive Assistant Commissioner


Date: May 14, 2002

Subject: 2001-2002 Annual Report Forms Submission

School: Phelps High School

Enclosed please find a copy of Form T-65, The 2001-2002 Annual Report Forms Checklist. In addition, you may find an attachment with corrected copies of the forms submitted by your school personnel. Please review this information so the forms can be completed accurately in the future. Also, KHSAA Audit Staff may have requested a re-submission of some of the 2001-2002 Annual Report Forms or need additional information on your athletic programs. Please submit this information by the date requested if this is applicable. Copies and all KHSAA Title IX documents must be kept current and included in your permanent Title IX File at the school. All documents are subject to Open Records Requests.

Should you need any further information, please do not hesitate to call anytime.



Memo

To: KHSAA Member School Superintendents, Principals, and Athletic Directors

From: Louis Stout, Commissioner
Brigid L. Devries, Executive Assistant Commissioner

Date: May 8, 2002

Re: 2002 Title IX Forms Submission

School	Phelps	Reviewed by	Phyllis Catlett
--------	--------	-------------	-----------------

The following is a status report regarding the required 2001 - 2002 Title IX submission of forms due in to the KHSAA office by April 15, 2002. Appropriate audit personnel have reviewed these forms and the following is a summary of this review.

I. Checklist of Forms properly submitted in a satisfactory manner:

<input checked="" type="checkbox"/>	GE 19 (Annual Verification)	<input checked="" type="checkbox"/>	T-35 (Budget Expenses)
<input checked="" type="checkbox"/>	T-1 (Summary Program Chart 1)	<input checked="" type="checkbox"/>	T-36 (Budget Expenses)
<input checked="" type="checkbox"/>	T-2 (Summary Program Chart 2)	<input checked="" type="checkbox"/>	T-41 (Checklist – Overall Interscholastic Program)
<input checked="" type="checkbox"/>	T-3 (Summary Program Chart 3)	<input checked="" type="checkbox"/>	T-60 (Corrective Action Plan)
<input checked="" type="checkbox"/>	T-4 (Summary Program Chart 4)	<input checked="" type="checkbox"/>	T-63 (Interscholastic Survey Results)

II. Status

A.	<input checked="" type="checkbox"/>	2001 – 2002 Forms are satisfactory and no further information or action is necessary at this time.
B.		Errors have been noted with respect to the following forms and corrected copies are being returned to you for placement in your Title IX file to ensure proper submission in the future.
C.		The following forms were omitted and must be submitted by school representatives.
D.	<input checked="" type="checkbox"/>	Other Recommendation and Comments:
		I suggest that the school add student representatives to the Gender Equity Review Committee. The schedule submitted for girls basketball for the 2001-2002 season had 4 home games in prime time for (36%). It is suggested that school personnel continue increasing prime time game scheduling for girls' basketball. Furthermore, all sports where injury may be more prevalent should have certified personnel to treat their injuries. Please include a status report regarding the baseball and softball facility. Please review the 2000-2001 forms and submit the status report to the KHSAA by May 24, 2002.

PHELPS HIGH SCHOOL
P.O. BOX 925
PHELPS, KY 41553
(606)-456-3482 OR FAX 456-8988

FAX COVER SHEET

TO: KASAA Att: Phyllis Catlett FROM: Phelps High (Mike Hamilton)

FAX #: 859-293-5999 PAGES: 2

PHONE #: _____ DATE: 5-16-02

RE: _____ CC: _____

URGENT FOR REVIEW PLEASE COMMENT

COMMENTS Title IX Status report concerning
softball/baseball field.

STATUS REPORT 2001-2002 CORRECTIVE ACTION PLAN

SOFTBALL/BASEBALL FIELD

Currently, the girls softball team and boys baseball team continues to practice and play on the same field. Property for the construction of a separate girls softball field is unavailable. This matter has been brought to the attention of the Pike County Athletic Director.

PART B → OTHER ITEMIZED EXPENSES

Gym CLEAN-UP JANITOR SERVICES/SUPPLIES	\$ 1,007.04
SECURITY (PERRY CO. DEPUTY SHERIFFS)	\$ 700.00
PARKING (RESERVED, VIP + GENERAL)	\$ 300.00
GATE WORKERS-TICKET BOOTH	\$ 548.58
TICKETS, HOSPITALITY + PARKING PASSES	\$ 115.00
HOSPITALITY EXPENSES	\$ 300.00
OFFICIAL P.A., SCORER, + TIMER	\$ 262.50
TOURNEY MGR. FEE - NETS, BOOK, GAMEBALL	(COMPLIMENTARY)
TOTAL →	\$ 3,233.12

APR 10 2002



Kentucky High School Athletic Association

**2001-2002 KENTUCKY HIGH SCHOOL ATHLETIC ASSOCIATION
ANNUAL VERIFICATION OF TITLE IX PROCEDURES**
(To be submitted by April 15, 2002 along with other required forms)

The Phelps High School, Phelps, Kentucky
(Name of High School) (City)

certifies to the Kentucky High School Athletic Association that the following is an accurate and true representation of the facts surrounding compliance with Title 20, U.S.C. Titles 1681-1688, et. Seq. (also known as Title IX)

I certify the following provisions in accordance with records at the school contained in the permanent Title IX file, and to the best of my knowledge have completed the following tasks. (All boxes must be checked)

- Established a gender equity committee at the high school. (list committee personnel and provide attachment if necessary)

Name	Address	Phone	Title
Mike Hamilton	Jamboree, KY	456-3677	Coordinator
Andy Dotson	Phelps, KY	456-3482	Principal
James Mercer	Phelps, KY	456-3482	A D Coach
Matt Mercer	Phelps, KY	456-3482	Coach
Jamie Keen	Phelps, KY	835-4666	Coach
Dale Hunt	Phelps, KY	456-3482	Coach
Debbie Stiltner	Phelps, KY	456-3482	Coach

- Scheduled a minimum of three meetings during the 2001-2002 school year on the following dates:

March 26, 01
August 22, 01
January 14, 02

- Designated the following person(s) as the Title IX coordinator for the school/district:

Mike Hamilton Coordinator / Coach 456-3677
Name Title Address Phone

- School personnel are continuing to make periodic reviews of the boys and girls athletics program reflected in the Corrective Action Plan.

- In addition to the above information, the above referenced school maintains a complete permanent file relative to Title IX records including copies of the self-assessment audit, all corrective action plans, and other related materials.

Andy Dotson
Principal's Signature

4-08-02 2002
Date

Frank Welch
Superintendent Signature

Bobby D. Tammey
School Board Chairpersons' Signature

(Send original copy to KHSAA - Maintain duplicate in Title IX school folder)



2001-2002 KENTUCKY HIGH SCHOOL ATHLETIC ASSOCIATION

ANNUAL VERIFICATION OF TITLE IX PROCEDURES

(To be submitted by April 15, 2002 along with other required forms)

The Phelps High School, Phelps, Kentucky
(Name of High School) (City)

certifies to the Kentucky High School Athletic Association that the following is an accurate and true representation of the facts surrounding compliance with Title 20, U.S.C. Titles 1681-1688, et. Seq. (also known as Title IX)

I certify the following provisions in accordance with records at the school contained in the permanent Title IX file, and to the best of my knowledge have completed the following tasks. (All boxes must be checked)

- Established a gender equity committee at the high school. (list committee personnel and provide attachment if necessary)

Name	Address	Phone	Title
Donna Fields	Phelps, KY	456-3482	Coach
Jill Thacker	Phelps, KY	456-3482	Coach
Donna Smith	Phelps, KY	456-8679	Parent
Rochelle Mayhorn	Phelps, KY	456-8679	Parent

- Scheduled a minimum of three meetings during the 2001-2002 school year on the following dates

- Designated the following person(s) as the Title IX coordinator for the school/district

Name	Title	Address	Phone
------	-------	---------	-------

- School personnel are continuing to make periodic reviews of the boys and girls athletics program reflected in the Corrective Action Plan.

- In addition to the above information, the above referenced school maintains a complete permanent file relative to Title IX records including copies of the self-assessment audit, all corrective action plans, and other related materials.

[Signature]
Principal's Signature

04-09-2002
Date

[Signature]
Superintendent Signature

[Signature]
School Board Chairperson's Signature

(Send original copy to KHSAA - Maintain duplicates in Title IX school folder)

2001-2002
ACCOMMODATION OF INTERESTS AND ABILITIES
SUMMARY PROGRAM CHART 1

KHSAA
 Form T1
 Rev. 07/01

Participation Opportunities Test One

		(Column 1)	(Column 2)	(Column 3)	(Column 4)
	Program	Enrollment	Percentage of Total Enrollment	Number of Interscholastic Participants (double and triple count)	Percentage of Total Participation
Row 1	GIRLS	193	46.3	96	47.8
Row 2	BOYS	224	53.7	105	52.2
Row 3	Totals	417	100%	201	100%

Instructions:

*Number of 8th grade students & below used in Column 4 calculations if applicable: 12

- Determine the total number of girls enrolled, (place in Row 1, Column 1). Determine the total number of boys enrolled, (place in Row 2, Column 1).
- Add the total number of girls and boys enrolled to determine total enrollment, (place in Row 3, Column 1).
- Calculate the percentage of total enrollment that is female. (Divide Row 1, Column 1 by row 3, Column 1 and place in Row 1, Column 2.) Calculate the percentage of total enrollment that is male. (Divide Row 2, Column 1 by Row 3, Column 1 and place in Row 2, Column 2.) Note: Row 1, Column 2 plus Row 2, Column 2 should total 100%.
- Ask the head coaches to review the most updated eligibility or squad lists for their teams. Ask coaches to confirm the names of those individuals who are on the team as of the first **date of competition**, and cross out the names of those who were cut from the team or quit the team prior to the first competitive event. Determine the total number of interscholastic athletics participants that are girls, (and place in Row 1, Column 3). In order to determine the total number of athletics participants, an individual should be counted each time he or she participates on a team. For example, if Jane Doe competes on the varsity volleyball team, the junior varsity volleyball team, the junior varsity basketball team, and the varsity softball team, she should be counted as four participants (**do not include club or intramural sports participants, cheerleaders, dance teams, or pom squads**). Calculate the same way for boys and girls. * In addition, should 8th grade students and below play on a Freshman, Junior Varsity, or Varsity team, they should also be counted for each team and sport on which they participate. If applicable, please asterisk the above notation as to how many 8th grade students & below are included. Using the same procedure, determine the total number of interscholastic athletic participants that are boys, (and place in Row 2, Column 3). Add Row 1, Column 3 plus Row 2, Column 3 to get total participants and place in Row 3, Column 3.
- Calculate the percentage of female participation. (Row 1, Column 3 divided by Row 3, Column 3 and place in Row 1, Column 4.) Calculate the percentage of male participation. (Row 2, Column 3 divided by Row 3, Column 3 and place in Row 2, Column 4.) Note: Row 1, Column 4 plus Row 2, Column 4 should total 100%.

Note: While being within three percent is not a formal compliance standard; if the percent listed in Row 1, Column 4 is within 3% of Row 1, Column 2, then it provides a good target within which compliance is likely.

Principal's Signature: *Candy Wilson*

Date: 3-25-02

**ACCOMMODATION OF INTERESTS AND ABILITIES
SUMMARY PROGRAM CHART 2**

Participation Opportunities Test Two

			Column 1	Column 2	Column 3	Column 4	Column 5
Program			Number of Teams Currently Offered	Number of Participants	Number of Teams Added in Last Five Years	Number of Participants Added in Last Five Years	Percent of Total Participation By Sex Added in Last 5 Years
GIRLS	Row 1	varsity:	5	49	1	19	39%
	Row 2	j.v.:	3	47	1	14	30%
	Row 3	frosh:					
	Row 4	total:	8	96	2	33	34.3%
BOYS	Row 5	varsity:	5	69			
	Row 6	j.v.:	2	27			
	Row 7	frosh:	1	9	1	9	1%
	Row 8	total:	8	105	1	9	.9%

- 1) List the number of interscholastic teams offered for girls and boys at each competitive level (for example, varsity, junior varsity, and freshman levels). Total each of the entries in Column 1 into Row 4, Column 1 and Row 8, Column 1.
- 2) List the number of interscholastic teams that have been added in the last five years at each competitive level. Total each of the entries in Column 3 into Row 4, Column 3 and Row 8, Column 3.
- 3) List the number of participants that are currently on each level of the teams that were added in the last five years. Total each of the entries in Column 2 into Row 4, Column 2 for girls and Row 8, Column 2 for boys. If a team was added previously but no longer exists, there are no current participants to be added for that team.
- 4) List the number of participants added in the last 5 years. Total each of the entries made in Column 4 into Row 4, Column 4 for girls and Row 8, Column 4 for boys.
- 5) Calculate the percentage of participants that have been added in the last five years (Column 4 divided by Column 2 on each line). For example, if girls' varsity soccer (22 participants), junior varsity soccer (18 participants), junior varsity golf (8 participants), and freshman softball (15 participants) have been added in the last five years, then 63 participation opportunities have been added for girls. If the total number of female participants in the program is 96 (taken from Form T-1, Row 1, Column 3), then 65.6% of the current opportunities (63 of 96) have been added in the last five years. Perform similar calculations for male participants.

Note: If the percentage of current participants added in the last five years is 25% or greater, compliance with test two may be possible. If less than 25%, then compliance with test three should be analyzed. **CAUTION:** 25% is not a formal compliance standard.

Principal's Signature: Andy Dotson Date: 3-25-02

2001-2002
ACCOMMODATION OF INTERESTS AND ABILITIES
SUMMARY PROGRAM CHART 3

Participation Opportunities Test Three

For any question answered "YES" identify the respective sport(s).

	GIRLS (Yes / No)		BOYS (Yes / No)
1. Is there an intramural team offered in a sport not now available in the interscholastic athletics program? (YES or NO)	No		No
2. For a sport <u>not</u> currently offered, is there sufficient interest to form a viable interscholastic team based on participation on an intramural team or community recreation teams? (YES or NO)	No		No
3. For a sport <u>not</u> currently offered, is there sufficient interest to form a viable interscholastic team with the interscholastic survey.	Yes		Yes
4. For a sport currently offered, is there interest to form a viable team for a junior varsity, freshman, or other intramural level that is not currently offered? (YES or NO)	No		No
5. If you answered YES to question (1), (2), (3) or (4), are there enough high schools in your geographic area offering the sport (at the appropriate level) to allow for the development of a reasonable schedule of competition. (YES or NO)	No		No

Principal's Signature: _____

Andy Dotson

Date: _____

3-25-02

2001-2002
ACCOMMODATION OF INTERESTS AND ABILITIES
SUMMARY PROGRAM CHART 4

KHSAA
 Form T4
 Rev. 07/01

Levels of Competition Test One

		(Column 1)	(Column 2)
	Team Levels	GIRLS	BOYS
Row 1	Total Number of Athletics Participants in All Levels	96	105
Row 2	Number of Varsity Teams Offered	5	5
Row 3	Number of Participants on all Varsity Teams	49	69
Row 4	Percentage of Total Varsity Participants By Sex	51%	65.7%
Row 5	Number of Junior Varsity Teams Offered	3	2
Row 6	Number of Participants on all Junior Varsity Teams	47	27
Row 7	Percentage of Total Junior Varsity Participants By Sex	48.9%	25.7
Row 8	Number of Freshman Teams Offered	0	1
Row 9	Numbers of Participants on all Freshman Teams	0	9
Row 10	Percentage of Total Freshman Participants By Sex	0%	8.6

- 1) Copy the number entered on Form T1, Row 1, Column 3 and place on Row 1, column 1 of this form.
- 2) Copy the number entered on Form T1, Row 2, Column 3 and place on Row 1, column 2 of this form.
- 3) List the number of teams at the varsity, junior varsity, and freshman levels for boys and girls (Rows #2,5,8) and place in the proper boxes in columns 1 and 2.
- 4) List the number of teams at the varsity, junior varsity, and freshman levels for boys and girls (Rows #3,6,9) and place in the proper boxes in columns 1 and 2.
- 5) Calculate the percentage of female and male participants at each level. (Rows #4,7,10)
 - Divide Row 3, Column 1 by Row 1, Column 1, and place the percentage in Row 4, Column 1.
 - Divide Row 3, Column 2 by Row 1, Column 2, and place the percentage in Row 4, Column 2.
 - Divide Row 6, Column 1 by Row 1, Column 1, and place the percentage in Row 7, Column 1.
 - Divide Row 6, Column 2 by Row 1, Column 2, and place the percentage in Row 7, Column 2.
 - Divide Row 9, Column 1 by Row 1, Column 1, and place the percentage in Row 10, Column 1.
 - Divide Row 9, Column 2 by Row 1, Column 2, and place the percentage in Row 10, Column 2.

Principal's Signature: _____

Andy Dotson

Date: 3-25-02

**2001-2002
BUDGETED AND ACTUAL EXPENDITURES - PROGRAM COMPARISON CHART
TO INCLUDE BOOSTER CLUB FUNDING**

	equipment and supplies		travel		awards		coaches' salaries (to include supplemental and extended employment)		facilities improvements		publications (if sport-specific)	
	B	E	B	E	B	E	B	E	B	E	B	E
G basketball	\$2,250	\$2,250	\$500	\$500	\$60	\$60	\$2,100	\$8,100	\$0	\$0	N/A	N/A
B basketball	\$1,500	\$1,500	\$458	\$458	\$60	\$60	\$7,900	\$7,900	\$0	\$0	N/A	N/A
G softball	\$400	\$400	\$1100	\$1100	\$60	\$60	\$2500	\$2500	\$100	\$100	\$0	\$0
B baseball	\$400	\$400	\$1100	\$1100	\$60	\$60	\$2500	\$2500	\$100	\$100	\$0	\$0
G cross country	\$0	\$0	\$100	\$100	\$7	\$7	\$300	\$300	\$0	\$0	\$0	\$0
B cross country	\$0	\$0	\$	\$100	\$35	\$35	\$300	\$300	\$0	\$0	\$0	\$0
G golf												
B golf	\$90	\$90	\$80	\$80	\$24	\$24	\$600	\$600	\$0	\$0	\$0	\$0
G soccer												
B soccer												
G swimming												
B swimming												

"B" is for budgeted dollar amounts and "E" is for actual dollar expenditures. Expenditures should include items provided by third parties such as Booster Clubs.

Amy Johnson

Principal's Signature: _____ Date: 3-25-02

2001-2002
BUDGETED AND ACTUAL EXPENDITURES - PROGRAM COMPARISON CHART 2
TO INCLUDE BOOSTER CLUB FUNDING

Teams	equipment and supplies		travel		awards		coaches' salaries (to include supplemental and extended employment)		facilities improvements		publications (if sport-specific)	
	B	E	B	E	B	E	B	E	B	E	B	E
G track												
B track												
G tennis												
B tennis												
G volleyball	\$ 392	\$ 392	\$ 300	\$ 297	\$ 60	\$ 60	\$ 1,500	\$ 1,500	N/A	N/A	N/A	N/A
B wrestling												
G (list sport)												
B (football)	\$ 10,000	\$ 9,337.95	\$ 2000.00	\$ 1,815.88	\$ 60	\$ 60	\$ 8,049.40	\$ 8,049.40	N/A	N/A	N/A	N/A
G (list sport)												
B (list sport)												

"B" is for budgeted dollar amounts and "E" is for actual dollar expenditures. Expenditures should include items provided by third parties such as Booster Clubs.

Andy Bobm

Principal's Signature:


Date: 3-25-02

2001-2002 KHSAA TITLE IX ATHLETICS AUDIT

KHSAA
Form T41
Rev. 07/01

Checklist - Overall Interscholastic Athletics Program

Areas of Compliance	ADVANTAGE TO		
	(Respond based on Internal Evaluation by checking the appropriate column.)		
BENEFITS	GIRLS' PROGRAM	BOYS' PROGRAM	NEITHER PROGRAM
Equipment and Supplies			✓
Scheduling of Games and Practice Time			✓
Travel and Per Diem Allowances			✓
Coaching			✓
Locker Rooms, Practice and Competitive Facilities			✓
Medical and Training Facilities and Services			✓
Publicity			✓
Support Services			N/A
Athletic Scholarships			N/A
Tutoring			N/A
Housing and Dining Facilities and Services			N/A
Recruitment of Student Athletes			N/A

Principal's Signature:  Date: 4-08-02

STATUS REPORT 2001-2002 CORRECTIVE ACTION PLAN

1. GIRLS VOLLYEBALL PRACTICE TIME

This item was corrected on April 26, 2000. All varsity sports continue to have priority over other teams that share the use of the gymnasium such as: junior high school teams.

2. SHORTAGE OF GIRLS LOCKERS

Additional lockers (6) were added to the girl's locker room on June 12, 2001. The lockers were donated by the boy's locker room and presently both boy's and girl's locker rooms have 18 lockers each.

3. VOLUNTEER TRAINER FOR HOME FOOTBALL GAMES

Volunteer trainer couldn't be at girl's events, therefore, no teams have a trainer as of October 2, 2001.

2001-2002 INTERSCHOLASTIC ATHLETICS SURVEY

Summary Of Student Responses

School Name: Phelps High School
School Enrollment: 417
Date: 10-19-01
Completed By: Mike Hamilton

Instructions:

1. Summarize the Student Athletics Interest Surveys Form T-61 by listing the total number of responses on the line next to each sport.
2. Under the Other Category please provide a listing of the sports as well as the number of students who are interested in participating.
3. Please sign and date the Summary Form (T-63) and mail the Summary Form only to the KHSAA by April 15, 2002. Do not mail the student surveys (Form T-61). However, these Forms should be maintained in your files in the event they are requested subsequently.

265 Number of Surveys
265 Total Returned
8-11 Grades Surveyed

How Was The Survey Administered? To grades 8-11 during advisory.

Fall Sports (List Total Number of Participation Responses)

10 Cross Country (Girls)
24 Cross Country (Boys)
26 Field Hockey (Girls)
72 Football (Boys)
9 Golf (Girls)
30 Golf (Boys)
48 Soccer (Girls)
41 Soccer (Boys)
51 Volleyball (Girls)
30 Volleyball (Boys)

Winter Sport (List Total Number of Participation Responses)

46 Basketball (Girls)
61 Basketball (Boys)
43 Gymnastics (Girls)
32 Indoor Track (Girls)
32 Indoor Track (Boys)
49 Swimming & Diving (Girls)
35 Swimming & Diving (Boys)
43 Wrestling (Boys)

Spring Sport (List Total Number of Participation Responses)

<u>29</u>	Baseball (Boys)
<u>37</u>	Fast Pitch Softball (Girls)
<u>29</u>	Slow Pitch Softball (Girls)
<u>33</u>	Tennis (Girls)
<u>37</u>	Tennis (Boys)
<u>22</u>	Track (Girls)
<u>31</u>	Track (Boys)

Other Sports (From Student Survey T-61 Question 10)

Name of Sport	Number of Students Interested In Participating
<u>Bowling</u>	<u>2</u>
<u>Ping Pong</u>	<u>1</u>
<u>Hockey</u>	<u>4</u>
<u>Rugby</u>	<u>4</u>
<u>Boxing</u>	<u>4</u>
_____	_____
_____	_____
_____	_____

Number of Students who participate in Intramural Sports.
(From Student Survey T-61 Question 5)

<u>Sport</u>	<u>Number</u>
<u>None</u>	<u>None</u>
_____	_____
_____	_____
_____	_____
_____	_____

List Intramural Sports students are interested in adding:
(From Student Survey T-61 Question 6)

<u>Sport</u>	<u>Number</u>
<u>Boxing</u>	<u>1</u>
<u>Soccer</u>	<u>10</u>
<u>Hockey</u>	<u>4</u>
<u>Bowling</u>	<u>2</u>
_____	_____
_____	_____

Participation in Non-School Sports Activities
(From Student Survey T-61 Question 7)

<u>Sport</u>	<u>Number</u>
<u>None</u>	<u>None</u>
_____	_____
_____	_____
_____	_____
_____	_____

Reasons for not participating in interscholastic athletics.
(From Survey Question 8)

<u>Response</u>	<u>Number</u>
<u>6</u> I prefer other activities such as band, chorus, etc.	
<u>47</u> I don't have time	
<u>11</u> The practice schedules and game times are inconvenient	
<u>29</u> The sport I like isn't offered	
<u>11</u> It's too expensive	
<u>1</u> I prefer to participate in club or intramural sports	
<u>8</u> Working	
<u>44</u> Other	

Student Suggestions to encourage participation

Make sports fun and exciting; less practice; school spirit; add different sports; Don't cut students from teams;

Brendy Botwin

Principal's Signature


3-25-02

Date

2001-2002
TITLE IX
CORRECTIVE ACTION PLAN

School Name: PHELPS HIGH SCHOOL

School Year: 2001-2002

Principal's Signature: 

Date: 10-2-02

To complete this form, indicate the intended area which needs corrective action, the suggested change and time table for implementation. You may copy this form as needed. Please attach corrective action plans along with audit forms and submit by April 15, 2002.

ITEM FOR CORRECTION	SUGGESTED CHANGE	TIME TABLE FOR CORRECTIVE ACTION
VOLUNTEER TRAINER FOR HOME FOOTBALL GAMES ONLY.	TRAINER CAN'T BE AT OTHER EVENTS, THEREFORE, NO TEAMS WILL HAVE A TRAINER.	ITEM CORRECTED AS OF OCTOBER 2, 2001.

An explanation (status report) is needed for all areas identified previously as items for correction as well as all areas currently identified as items for correction. This form shall be typed.

Principal's Signature:  Date: 3-25-02

Mike Hamilton

Thankyou

Please add these
to the Phelps High
School Title IX report.

PRIME TIME PLAY

In order to comply with Title IX, girl's and boy's basketball teams are given equal opportunity to schedule prime time games. The athletic director and coach of each team meet in order to select an equal number of possible prime time dates. Once the prime time dates are equally divided, the coach and athletic director contact other schools to schedule games.

During the 2001-2002 basketball season at Phelps Highs School, the girl's and boy's basketball teams each played prime time games. The junior varsity games began at 6:00 PM and the varsity games began at 7:30. The girl's basketball team played a total of 5 prime time games and the boy's basketball team played a total of 11 prime time games.

Due to scheduling conflicts with other teams, alternating dates, travel, and weather it is impossible for each team to play an equal number of prime time games.

PHELPS HIGH SCHOOL

P. O. BOX 925
PHELPS, KY 41553

606-456-3482/606-456-8988 FAX

CURRICULUM COORDINATOR
JAMES MERCER

GUIDANCE COUNSELOR
DARLENE BOWLING

PRINCIPAL
ANDY DOTSON
GUIDANCE COUNSELOR
SANDRA MERCER

**PHELPS HIGH SCHOOL
GIRLS VARSITY BASKETBALL SCHEDULE**
2001-2002

Game	Location	Time	Coach
TBA	Belty	6:00/7:30	Jamie Keene, Dale Hunt, Steve Keene, Victor Justice
6:00/7:30	Home	6:00/7:30	
6:00/7:30	Away	6:00/7:30	
6:00/7:30	Away	6:00/7:30	
6:00/7:30	Home	6:00/7:30	
6:00/7:30	Home	6:00/7:30	
6:00/7:30	Home	6:00/7:30	
6:00/7:30	Home	6:00/7:30	
6:00/7:30	Home	6:00/7:30	
6:00/7:30	Home	6:00/7:30	
6:00/7:30	Home	6:00/7:30	Coaches:
6:00/7:30	Home	6:00/7:30	
6:00/7:30	Home	6:00/7:30	
6:00/7:30	Home	6:00/7:30	
6:00/7:30	Home	6:00/7:30	
6:00/7:30	Home	6:00/7:30	
6:00/7:30	Home	6:00/7:30	
6:00/7:30	Home	6:00/7:30	
6:00/7:30	Home	6:00/7:30	
6:00/7:30	Home	6:00/7:30	
6:00/7:30	Home	6:00/7:30	Nov. 24
6:00/7:30	Home	6:00/7:30	Nov. 26
6:00/7:30	Home	6:00/7:30	Nov. 29
6:00/7:30	Home	6:00/7:30	Dec. 3
6:00/7:30	Home	6:00/7:30	Dec. 6
6:00/7:30	Home	6:00/7:30	Dec. 10
6:00/7:30	Home	6:00/7:30	Dec. 13
6:00/7:30	Home	6:00/7:30	Dec. 15
6:00/7:30	Home	6:00/7:30	Dec. 17
6:00/7:30	Home	6:00/7:30	Dec. 20
6:00/7:30	Home	6:00/7:30	Jan. 4
6:00/7:30	Home	6:00/7:30	Jan. 7
6:00/7:30	Home	6:00/7:30	Jan. 10
6:00/7:30	Home	6:00/7:30	Jan. 14-19
6:00/7:30	Home	6:00/7:30	Jan. 21
6:00/7:30	Home	6:00/7:30	Jan. 24
6:00/7:30	Home	6:00/7:30	Feb. 1
6:00/7:30	Home	6:00/7:30	Feb. 4
6:00/7:30	Home	6:00/7:30	Feb. 7
6:00/7:30	Home	6:00/7:30	Feb. 11
6:00/7:30	Home	6:00/7:30	Feb. 15
6:00/7:30	Home	6:00/7:30	Feb. 18
6:00/7:30	Home	6:00/7:30	Feb. 21

Handwritten initials/signature

**PHELPS HIGH SCHOOL
BOYS BASKETBALL SCHEDULE
2001-2002**

Date	Opponent	Site	Time
Nov 20	Alumni	Phelps	6:00 PM
Nov 30	Millard	Phelps	6:00 PM
Dec 4	Johnson Central	Johnson Central	6:00 PM
Dec 11	Shelby Valley	Shelby Valley	6:00 PM
Dec 14	Pike Central	Phelps	6:00 PM
Dec 18	Johnson Central	Phelps	6:00 PM
Dec 21	Betsy Layne	Phelps	6:00 PM
Dec 29	Feds Creek	Phelps	6:00 PM
Jan 4	Eikhorn City	Phelps Eikhorn	6:00 PM
Jan 11	Prestonsburg	Phelps	6:00 PM
Jan 18	Millard	Millard	6:00 PM
Jan 21	Belfry	Phelps	6:00 PM
Jan 24	Pikeville	ALLEN CENTRAL	6:30 PM
(ALL 'A')			
Jan 29	Pike County Central	Pike County Central	6:00 PM
Feb 1	Pikeville	Pikeville	6:00 PM
Feb 2	Shelby Valley	Phelps	6:00 PM
Feb 5	Eikhorn City	Phelps Phelps	6:00 PM
Feb 8	Belfry	Belfry	6:00 PM
Feb 11	Feds Creek	Feds Creek	6:00 PM
Feb 16	Allen Central	Allen Central	6:00 PM
Feb 22	Allen Central	Phelps	6:00 PM

HEAD COACH: JAMES MERCER
ASST. COACHES: MIKE HAMILTON
MATT MERCER
KEITH HALL
MANAGER: MARTY CASEY
RONNIE SKEENS
SCHOOL MASCOT: MOUNTAIN
SCHOOL COLORS: BLUE/WHITE
PRINCIPAL: ANDY DOTSON
ATHLETIC DIRECTOR: JAMES MERCER

PHELPS HIGH SCHOOL
P.O. BOX 925
PHELPS, KY 41553
(606)-456-3482 OR FAX 456-8988

FAX COVER SHEET

TO: Victoria Sewell FROM: Mike Hamilton

FAX #: 859-293-5999 PAGES: _____

PHONE #: 606-456-3482 DATE: 10-4-01

RE: _____ CC: _____

_____ URGENT _____ FOR REVIEW _____ PLEASE COMMENT


COMMENTS
Title IX information

file:faxcov

2001-2002
TITLE IX
CORRECTIVE ACTION PLAN

School Name: PHELPS HIGH SCHOOL

School Year: 2000-2001


Principal's Signature: 

Date: 10-2-01

To complete this form, indicate the intended area which needs corrective action, the suggested change and time table for implementation. You may copy this form as needed. Please attach corrective action plans along with audit forms and submit by April 15, 2002.

ITEM FOR CORRECTION	SUGGESTED CHANGE	TIME TABLE FOR CORRECTIVE ACTION
VOLUNTEER TRAINER FOR HOME FOOTBALL GAMES ONLY.	TRAINER CAN'T BE AT OTHER EVENTS, THEREFORE, NO TEAMS WILL HAVE A TRAINER.	ITEM CORRECTED AS OF OCTOBER 2, 2001.

• An explanation (status report) is needed for all areas identified previously as items for correction as well as all areas currently identified as items for correction. This form should be typed.

Principal's Signature:  Date: 10-4-01

PHELPS HIGH SCHOOL
P.O. BOX 925
PHELPS, KY 41553
(606)-456-3482 OR FAX 456-8988

FAX COVER SHEET

TO: KHSAA Att: Phyllis Catlett FROM: Phelps High (Mike Hamilton)

FAX #: 859-293-5999 PAGES: 2

PHONE #: _____ DATE: 5-16-02

RE: _____ CC: _____

_____ URGENT FOR REVIEW _____ PLEASE COMMENT

COMMENTS Title IX Status report concerning
softball/baseball field.

STATUS REPORT 2001-2002 CORRECTIVE ACTION PLAN

SOFTBALL/BASEBALL FIELD

Currently, the girls softball team and boys baseball team continues to practice and play on the same field. Property for the construction of a separate girls softball field is unavailable. This matter has been brought to the attention of the Pike County Athletic Director.

PART B → OTHER ITEMIZED EXPENSES

Gym CLEAN-UP JANITOR SERVICES/SUPPLIES	# 1,007.04
SECURITY (PERRY CO. DEPUTY SHERIFFS)	# 700.00
PARKING (RESERVED, VIP + GENERAL)	# 300.00
GATE WORKERS-TICKET BOOTH	# 548.58
TICKETS, HOSPITALITY + PARKING PASSES	# 115.00
HOSPITALITY EXPENSES	# 300.00
OFFICIAL P.A., SCORER, + TIMER	# 262.50
TOURNEY MGR. FEE - NETS, BOOK, GAMEBALL	(COMPLIMENTARY)
TOTAL →	# 3,233.12